

Welcome to Kindergarten!

2020-2021



Talking Points App for Parents

What- An APP that you download on your phone. Allows for communication directly with your child's teacher.

How- Your teacher will send you an invitation for you to download this APP. It is similar to texting and easy to use.

Why- You can send private messages to your teacher, your teacher can send announcements to the class and the APP is able to translate into your home language.




School Supplies

A work area is essential. If your child is working at a highly used spot of the home, please have them keep all their materials in a bin and store their technology and school items in a safe spot after they are done working. A full list of supplies is on our school website.



Headphones will be great for helping with focus.



What will learning look like in the beginning?

- First Week (or 8 days) - Our goal is to begin to build a relationship with your child and begin to establish our classroom community.
- Next - Virtual Academy and Remote Learning - This learning will be a mix of live on line lessons, recorded lessons, and independent student practice.
- Eventually - Those in remote will move to one week at school followed by 2 weeks of remote learning. Virtual Academy students will remain in the VA for the semester or year.



Google Meet




What? Live Google Meets are when your child will be able to see and interact with his/her teacher and classmates. Instruction and community building will occur in Google Meets.

How? Your child will log onto the Google Meet directly from their Google Classroom. The time for the meet will be scheduled and you will know this scheduled time at the beginning of the week. You can help your child by making sure they log onto the meet at the appropriate time.

Why? Google Meets are an excellent way for children to be able to get instruction and feedback. Your child's teacher will be able to build a relationship with them and learn more about your child through Google Meets. It will be very important that your child attends their scheduled Google Meet times.

Logging on to Wake ID

Clarifying Mini-Less... aS Main Idea and Sup... W Phonics - Kaylee's E... North

 **WAKE COUNTY
PUBLIC SCHOOL SYSTEM**

Enter your WakeID credentials to Log In

Select User Type

Select User Type

Staff

Student

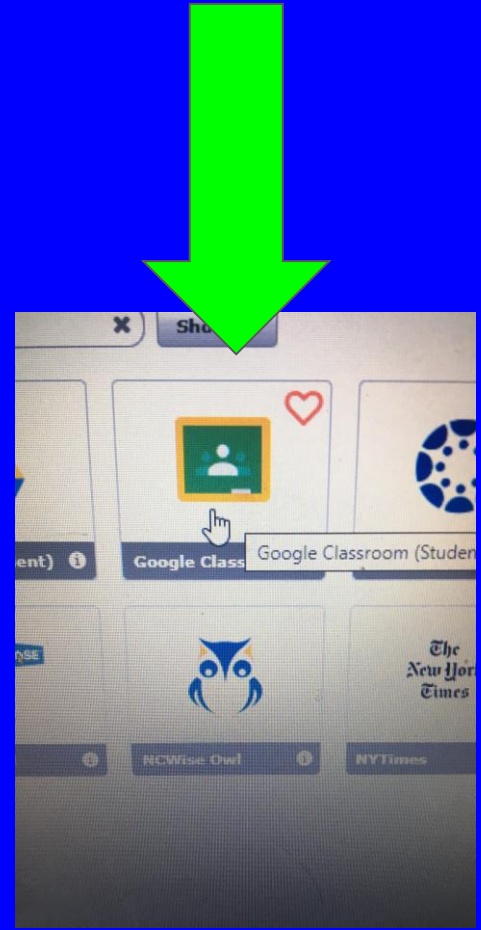
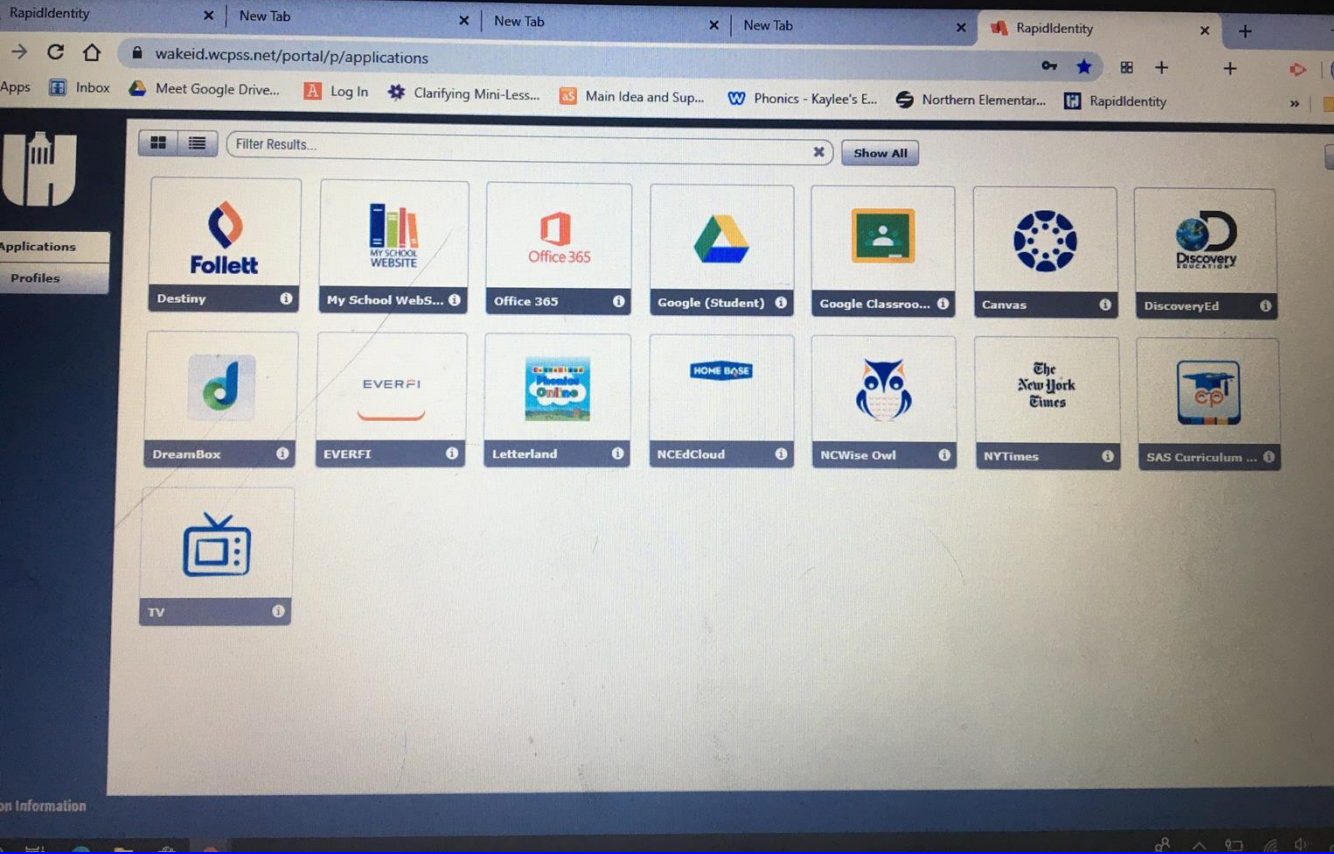
Continue to Log In

Scan QR Code (K-2 Only)

Students do not need to claim their WakeID account prior to their first login. WCPSS Staff must claim their WakeID account prior to their first login. Need help? Visit <http://mywakeid.wcpss.net>

Step One is to go to the WakeID portal. Choose student for logging in. Enter your child's School ID number (given to you at registration) also known as their lunch ID number.

Step Two- Put your child's lunch number in again as the password.



Google Classroom



Google Classroom is our online platform where we will post lessons, educational activities and resources.

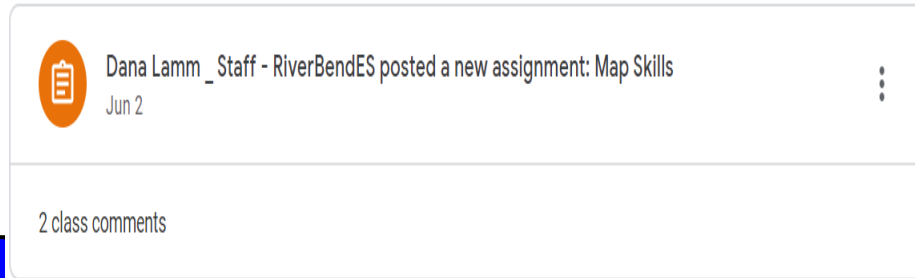
Please note that if your child has a sibling that is also logged on to Wake ID, they must log out completely before your K student can get on his/her account.

Google Classroom Continued

- 1) After clicking Google Classroom Icon, you will see: teacher's name and Google Meet code



- 1) Click on the posted lesson.



Google Classroom Continued

3. On the left side, you will see the lesson, directions and place for comments to the class feed.

Sentence Building 2

Dana Lamm _ Staff - RiverBendES • May 28

Move the words to make a sentence that matches the picture. Type the sentence on the clipboard.

Class comments



Add class comment...



Google Classroom Continued

4. On the right side, click on

Your work



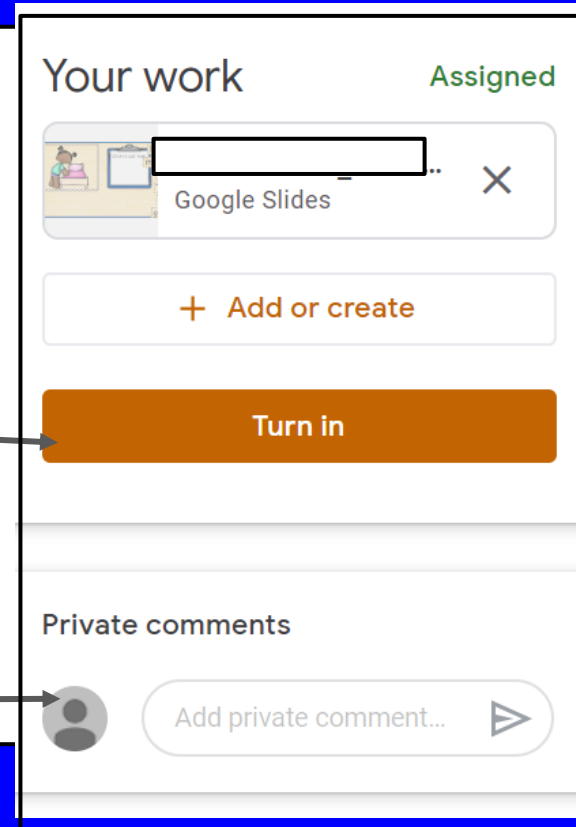
You can add video or audio



Click "Turn In" when work is complete



You can send a private comment to the
teacher.





Seesaw



What- Seesaw is a child friendly learning platform. Your child will be able to receive instruction, guided practice and feedback through Seesaw. They can show their learning in a variety of ways including using videos of themselves, drawing online and taking pictures of their work. It allows for 4 different methods of feedback. Your child's journal is private.

Why- We use Seesaw to allow children different types of learning experiences. It is also a great community. Your teacher will send you the Seesaw Blog link where your class will share thoughts and work examples and the class can comment on each others work.

How- Your child's teacher will link the Seesaw assignments to Google Classroom.

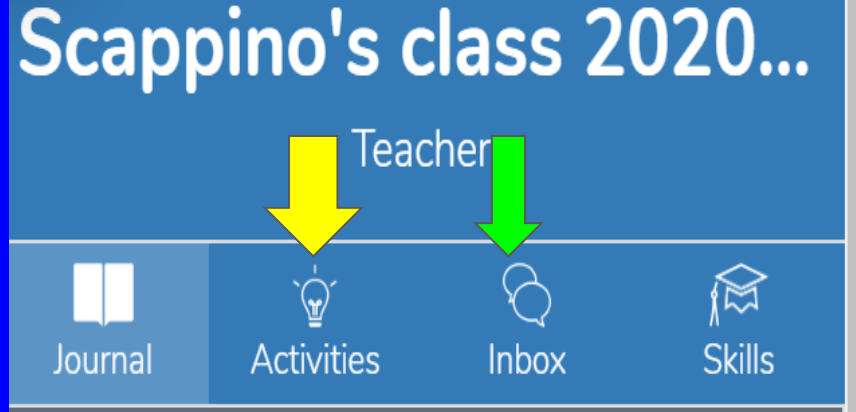
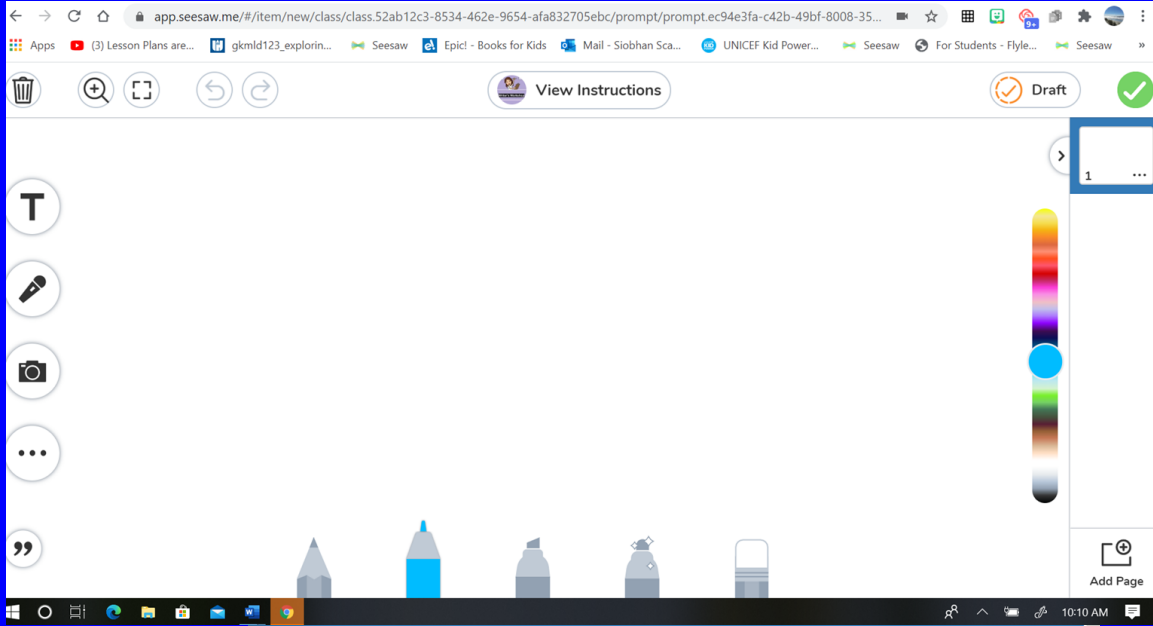


Seesaw

<https://web.seesaw.me/parents>

Home Learning- Student assignments, activities and lessons. You may see your child's journal and messages and class blog

Family App- You and anybody you allow to (family) may see your child's finished and approved work and messages from the



Closing Comments & Questions



A large, empty white rectangular area with a black border, intended for writing closing comments and questions.